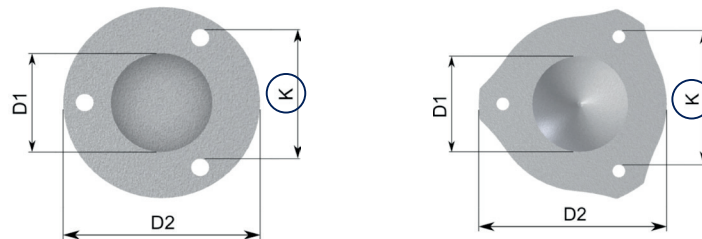
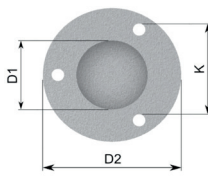
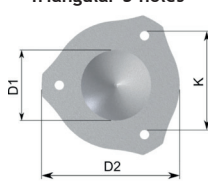


Below is a table to help you to identify the model suitable for your MAX PROP® propeller (circular or triangular 3-holes anodes):

In case of order, you only need to communicate the propeller model and the “K” value of the anode, corresponding to the size of the center distance between the holes. If you do not have a reference anode, the same “K” value can be measured on the head of the spinner.



	CODE	Model	E Spinner	Shape	K Holes distance center to center	D1 Internal diameter	D2 External diameter	Screws thread
ZINC TOPS WITH 3 SCREW HOLES (K = D2 X 0,86)								
<p>Rounded 3 holes</p>  <p>Triangular 3 holes</p> 	Z78R3	Easy	78	O	40,7	31	60	M5
	Z63R3	Classic rounded	63	O	43,3	38	60	M5
	Z85R3	Easy	85	O	43,3	31	64	M5
	Z63T3	Classic triangular	63	Δ	46,8	38	-	M5
	Z90R3	Easy	90	O	46,8	38	68	M5
	Z70R3	Classic triangular	70	Δ	50,2	41	-	M5
	Z70R3	Classic rounded	70	O	50,2	43	68	M5
	Z99R3	Easy/Whisper	99	O	50,2	43	68	M5
	Z101R3	Easy/Whisper/Boomerang	101	O	52,0	43	78	M5
	Z111R3	Easy/Whisper/Boomerang	111	O	57,0	49	83	M5
	Z83R3	Classic rounded	83	O	56,3	45	80	M5
	Z110R3	Easy/Whisper	110/115	O	56,3	45	80	M5
	Z83T3	Classic triangular	83	Δ	60,6	46	-	M6
	Z120R3	Whisper/Boomerang	120	O	61,9	52	90	M5
	Z100R3	Classic rounded	100	O	67,1	52	92	M6
	Z126R3	Easy/Whisper	126/127	O	67,1	52	92	M6
	Z129R3	Easy/Whisper/Boomerang	129	O	69,7	56	104	M6
	Z100T3	Classic triangular	100	Δ	72,7	53	-	M6
	Z125T3	Classic triangular	125	Δ	86,6	80	-	M10
	Z144R3	Whisper/Boomerang	144	O	79,8	64	122	M8
Z145R3	Whisper	145/148	O	77,9	65	117	M8	
Z161R3	Whisper/Boomerang	161	O	89,4	71	130	M8	
Z164R3	Whisper	164	O	91,4	77	140	M10	
Z190R3	Whisper/Boomerang	190	O	100,6	81	156	M8	
Z160T3	Classic triangular	160	Δ	112,6	100	-	M10	

MAX PROP Srl

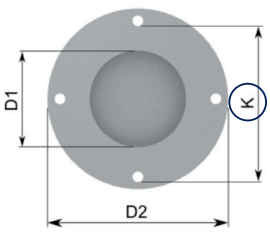
Viale Carlo Espinasse, 101 - 20156 Milano - Italy | www.maxprop.it | info@maxprop.it
Tel. +39 02.33.40.43.25 - Fax +39 02.38.000.791 | P.IVA 07610270154





Below is a table to help you to identify the model suitable for your MAX PROP® propeller (2-4 holes circular anodes and Sail Drive ring):

In case of order, you only need to communicate the propeller model and the following values:

- 4-holes circular anode: “K” value corresponding to the size of the center distance between the holes (if you do not have a reference anode, the same value “K” can be measured on the head of the spinner).
- Sail Drive ring: “S” value corresponding to the height of the half-ring zinc.
- 2-holes anode: it is mounted exclusively on the Classic and Racing 2-blades models, it is not necessary to communicate the measure (It is not mounted on the other MAXPROP® models such as EASY/WHISPER or BOOMERANG).

	CODE	K Holes distance center to center	D2 External diameter	Description
	ZINC TOPS WITH 4 SCREW HOLES			
	Z90R4	70	80	Rounded Zinc anode 90
	Z99R4	76	88	Rounded Zinc anode 99
	Z110R4	82	98	Rounded Zinc anode 110
	Z126R4	93	110	Rounded Zinc anode 126

	CODE	S	Description
	ZSD	25	Sail Drive Ring
	ZSDA	20	Sail Drive Antishock Ring

	CODE	Description
	ZINC TOPS WITH 2 SCREW HOLES	
	Z63R2	Pointed Zinc anode 63 - 70