



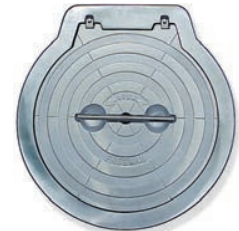
30" Round lift-out,
Steel ring



8" Round lift-out, Aluminum ring




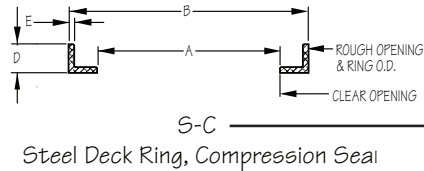
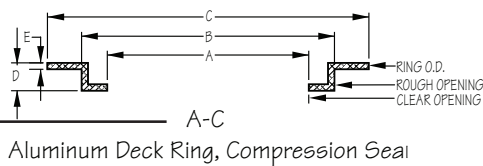
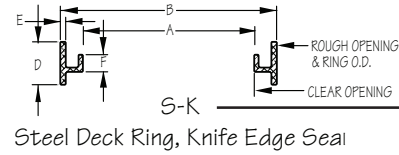
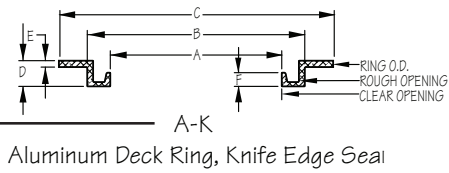
18" Round lift-out,
Steel ring



22" Round hinged,
Aluminum ring

PART NO	SIZE	SHAPE	STYLE	RING	DIMENSIONS												MECHANISM		ASSEMBLY WEIGHT			
					CLEAR OPENING		ROUGH OPENING*		OVERALL								OVERALL		STD MATERIAL	DOC Qty	LBS	KGS
					A (in)	A (mm)	B (in)	B (mm)	C (in)	C (mm)	D	E	F	MTRL	THKNSS	in	mm					
2401-0002	8"	Round	Lift-Out	A-C	7.9	201	10.3	262	12	305	1	0.31		ALUM	0.23	9.8	249	ALLUM ALLOY	3	8	3.6	
2402-0002	12"	Round	Lift-Out	A-C	11.9	302	14.8	376	17.4	442	1.3	0.31		ALUM	0.19	13.9	353	ALLUM ALLOY	3	13	5.9	
2402-0003	12"	Round	Lift-Out	S-C	11.9	302	14.5	368			1.3	0.25		ALUM	0.19	13.9	353	ALLUM ALLOY	3	16	7.3	
2403-0002	15"	Round	Lift-Out	A-C	15	381	17.8	452	12.5	546	1.3	0.31		ALUM	0.29	17	432	ALLUM ALLOY	3	23	10.4	
2403-0003	15"	Round	Lift-Out	S-C	15	381	17.6	447			1.3	0.25		ALUM	0.29	17	432	ALLUM ALLOY	3	26	11.8	
2404-0002	18"	Round	Lift-Out	A-C	18	457	20.9	530	24.5	622	1.4	0.31		ALUM	0.26	20	508	ALLUM ALLOY	3	30	13.6	
2404-0003	18"	Round	Lift-Out	S-C	18	457	20.5	521			1.3	0.25		ALUM	0.26	20	508	ALLUM ALLOY	3	32	14.5	
2405-0002	18"	Round	Lift-Out	A-K	18	457	20	508	24	607	1.5	0.38	0.8	ALUM	0.24			ALLUM ALLOY	3	38	17.2	
2405-0003	18"	Round	Lift-Out	S-K	18	457	20.6	523			2.5	0.31	1	ALUM	0.24			ALLUM ALLOY	3	36	16.3	
2441-0002	18"	Round	Hinged	A-C	18	457	20.9	530	24.5	622	1.6	0.27		ALUM	0.38	20	508	ALLUM ALLOY	3	35	15.9	
2441-0003	18"	Round	Hinged	S-C	18	457	20.8	528			1.3	0.25		ALUM	0.38	20	508	ALLUM ALLOY	3	38	17.2	
2442-0002	18"	Round	Hinged	A-K	18	457	20	508	24	607	1.5	0.38	0.8	ALUM	0.24			ALLUM ALLOY	3	39	17.7	
2442-0003	18"	Round	Hinged	S-K	18	457	20.6	523			2.5	0.31	1	ALUM	0.24			ALLUM ALLOY	3	42	19.1	
2481-0107	18"	Round	Lift-Out	S-C	18	457	20.5	521			1.5	0.25		DUCT IRON	0.41	19.9	505	STAIN STEEL	3	75	34	
2406-0002	20"	Round	Lift-Out	A-C	19.8	503	22.8	579	26.5	673	1.3	0.31		ALUM	0.26	21.9	556	ALLUM ALLOY	4	36	16.3	
2406-0003	20"	Round	Lift-Out	S-C	19.8	503	22.4	569			1.3	0.25		ALUM	0.26	21.9	556	ALLUM ALLOY	4	37	16.8	
2407-0002	20"	Round	Lift-Out	A-K	20	508	22	559	26	660	1.4	0.38	0.7	ALUM	0.35			ALLUM ALLOY	4	44	20	
2407-0003	20"	Round	Lift-Out	S-K	20	508	22.6	574			2.5	0.31	1	ALUM	0.35			ALLUM ALLOY	4	41	18.6	
2443-0002	20"	Round	Hinged	A-C	19.6	498	22.8	579	26.5	673	1.7	0.4		ALUM	0.29	21.9	556	ALLUM ALLOY	4	44	20	
2443-0003	20"	Round	Hinged	S-C	19.6	498	22.4	569			1.3	0.25		ALUM	0.29	21.9	556	ALLUM ALLOY	4	47	21.3	
2444-0002	20"	Round	Hinged	A-K	20	508	22	559	26	660	1.4	0.38	0.7	ALUM	0.35			ALLUM ALLOY	4	45	20.4	
2444-0003	20"	Round	Hinged	S-K	20	508	22.6	579			2.5	0.31	1	ALUM	0.35			ALLUM ALLOY	4	48	21.8	

*DOES NOT INCLUDE HINGE POCKETS



PART NO	SIZE	SHAPE	STYLE	RING	DIMENSIONS									COVER				MECHANISM	ASSEMBLY WEIGHT		
					CLEAR OPENING		ROUGH OPENING*		OVERALL		D	E	F	OVERALL		STD MATERIAL	DOC QTY		LBS	KGS	
					A (in)	A (mm)	B (in)	B (mm)	C (in)	C (mm)				in	mm						
2408-0002	22"	ROUND	LIFT-OUT	A-C	22	559	24.8	630	28.5	724	1.6	0.31		ALUM	0.31	24	610	ALUM ALLOY	4	39	17.7
2408-0003	22"	ROUND	LIFT-OUT	S-C	22	559	24.6	625			1.5	0.25		ALUM	0.31	24	610	ALUM ALLOY	4	40	18.1
2411-0002	24"	ROUND	LIFT-OUT	A-C	23.3	592	26.6	676	30.5	775	1.4	0.31		ALUM	0.37	25.8	665	ALUM ALLOY	4	52	23.6
2411-0003	24"	ROUND	LIFT-OUT	S-C	23.3	592	26.5	673			1.5	0.25		ALUM	0.37	25.8	665	ALUM ALLOY	4	54	24.5
2412-0002	24"	ROUND	LIFT-OUT	A-K	24.1	612	26.1	663	30.6	777	1.6	0.38	0.6	ALUM	0.42			ALUM ALLOY	4	65	29.5
2412-0003	24"	ROUND	LIFT-OUT	S-K	24.1	612	26.7	678			2.5	0.31	1.0	ALUM	0.42			ALUM ALLOY	4	59	28.8
2447-0002	24"	ROUND	HINGED	A-C	23.4	594	26.4	671	30.5	775	1.7	0.4		ALUM	0.41	25.8	665	ALUM ALLOY	4	59	28.8
2447-0003	24"	ROUND	HINGED	S-C	23.4	594	26.5	673			1.5	0.25		ALUM	0.41	25.8	665	ALUM ALLOY	4	62	28.1
2448-0002	24"	ROUND	HINGED	A-K	24.1	612	26.1	663	30.6	777	1.6	0.38	0.6	ALUM	0.42			ALUM ALLOY	4	66	29.9
2448-0003	24"	ROUND	HINGED	S-K	24.1	612	26.7	678			2.5	0.31	1.0	ALUM	0.42			ALUM ALLOY	4	65	29.5
2482-0107	24"	ROUND	LIFT-OUT	S-C	23.3	592	26.5	673			1.5	0.25		DUCT IRON	0.36	25.8	655	STAIN STEEL	4	110	49.9
2415-0006	30"	ROUND	LIFT-OUT	A-C	30	762	33.5	851	37.3	947	1.4	0.31		ALUM	0.41	32.5	826	STAIN STEEL	4	81	36.7
2415-0007	30"	ROUND	LIFT-OUT	S-C	30	762	33.3	846			1.3	0.25		ALUM	0.39	32.5	826	STAIN STEEL	4	87	39.5
2452-0006	30"	ROUND	HINGED	A-C	30	762	33.5	851	37.3	947	1.7	0.4		ALUM	0.46	32.5	826	STAIN STEEL	4	82	37.2
2452-0007	30"	ROUND	HINGED	S-C	30	762	33.3	846			1.5	0.25		ALUM	0.49	32.5	826	STAIN STEEL	4	118	53.5

*DOES NOT INCLUDE HINGE POCKETS



photo by Alicia Myrick