



22" Square hinged, Inside view



22" Square hinged, Steel ring



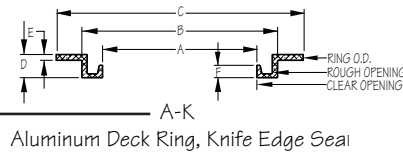
18" x 24" Rectangular Hinged, Aluminum ring



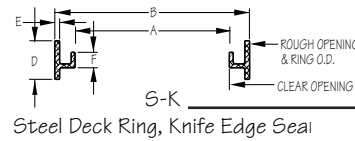
22" Square hinged, Aluminum ring



Knife Edge Seal w/ Aluminum Deck Ring A-K



Aluminum Deck Ring, Knife Edge Seal



Steel Deck Ring, Knife Edge Seal



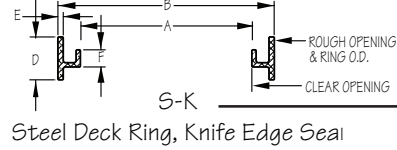
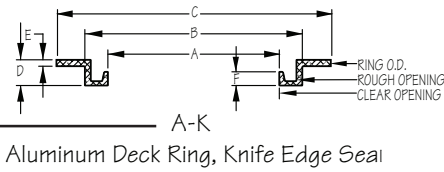
Knife Edge Seal w/ Steel Deck Ring S-K

PART NO	SIZE	SHAPE	STYLE	RING	DIMENSIONS										MECHANISM	ASSEMBLY WEIGHT			
					CLEAR OPENING		ROUGH OPENING*		OVERALL				COVER			STD MATERIAL	DOC Qty	LBS	KGS
					A (in)	A (mm)	B (in)	B (mm)	C (in)	C (mm)	D	E	F	MTRL					
2421-0002	18"x24"	Rectangle	Lift-Out	A-K	18.0x24.0	457x610	20.5x26.5	521x673	24.5x30.5	622x775	1.6	0.38	0.7	ALUM	0.22	ALUM ALLOY	4	36	16.3
2421-0003	18"x24"	Rectangle	Lift-Out	S-K	18.0x24.0	457x610	20.5x26.5	521x673			2.5	0.31	0.9	ALUM	0.22	ALUM ALLOY	4	61	27.7
2461-0002	18"x24"	Rectangle	Hinged	A-K	18.0x24.0	457x610	20.5x26.5	521x673	24.5x30.5	622x775	1.6	0.38	0.7	ALUM	0.22	ALUM ALLOY	4	36	16.3
2461-0003	18"x24"	Rectangle	Hinged	S-K	18.0x24.0	457x610	20.5x26.4	521x673			2.5	0.31	0.9	ALUM	0.22	ALUM ALLOY	4	61	27.7
2436-0002	24"x28"	Rectangle	Lift-Out	A-K	24.6x28.6	625x727	27.5x31.5	699x799	31.2x35.2	793x894	1.6	0.38	0.7	ALUM	0.22	ALUM ALLOY	4	61	27
2436-0003	24"x28"	Rectangle	Lift-Out	S-K	24.6x28.6	625x727	27.5x31.5	699x799			2.5	0.31	0.9	ALUM		ALUM ALLOY	4	83	37.4
2476-0002	24"x28"	Rectangle	Hinged	A-K	24.6x28.4	629x724	29.6x31.4	752x797	33.1x34.9	840x887	1.6	0.38	0.7	ALUM		ALUM ALLOY	4	62	28.1
2476-0003	24"x28"	Rectangle	Hinged	S-K	24.6x28.4	629x724	29.6x31.4	752x797			2.5	0.31	0.9	ALUM		ALUM ALLOY	4	84	37.9
2429-0002	30"x36"	Rectangle	Lift-Out	A-K	30.5x36.5	775x927	32.8x38.8	834x987	36.3x42.3	923x1075	2.5	0.31	0.9	ALUM	0.3	ALUM ALLOY	8	102	46.3
2429-0003	30"x36"	Rectangle	Lift-Out	S-K	30.5x36.5	775x927	33.5x39.5	850x1003			2.5	0.31	0.9	ALUM	0.3	ALUM ALLOY	8	119	54
2469-0002	30"x36"	Rectangle	Hinged	A-K	30.6x36.6	776x930	32.8x38.8	834x987	38.1x42.3	967x1075	1.6	0.38	0.7	ALUM		ALUM ALLOY	8	93	42.4
2469-0003	30"x36"	Rectangle	Hinged	S-K	30.0x36.0	762x914	33.5x39.5	850x1003			2.5	0.31	0.9	ALUM		ALUM ALLOY	8	130	59
2422-0002	20"x20"	Square	Lift-Out	A-K	20.3x20.3	517x517	22.8x22.8	579x579	26.8x26.8	681x681	1.6	0.38	0.7	ALUM		ALUM ALLOY	4	43	19.5
2422-0003	20"x20"	Square	Lift-Out	S-K	20.3x20.3	517x517	22.8x22.8	579x579			2.5	0.31	0.9	ALUM	0.2	ALUM ALLOY	4	74	33.6
2462-0002	20"x20"	Square	Hinged	A-K	20.3x20.3	517x517	22.8x22.8	579x579	26.8x26.8	681x681	1.6	0.38	0.7	ALUM	0.2	ALUM ALLOY	4	45	20.4
2462-0003	20"x20"	Square	Hinged	S-K	20.3x20.3	517x517	22.8x22.8	579x579			2.5	0.31	0.9	ALUM	0.2	ALUM ALLOY	4	76	34.5
2423-0002	22"x22"	Square	Lift-Out	A-K	22.0x22.0	559x559	24.5x24.5	622x622	28.5x28.5	724x724	1.6	0.38	0.7	ALUM	0.2	ALUM ALLOY	4	45	20.4
2423-0003	22"x22"	Square	Lift-Out	S-K	22.0x22.0	559x559	24.5x24.5	622x622			2.5	0.31	0.9	ALUM	0.2	ALUM ALLOY	4	92	41.7
2463-0002	22"x22"	Square	Hinged	A-K	22.0x22.0	559x559	24.5x24.5	622x622	28.5x28.5	724x724	1.6	0.38	0.7	ALUM	0.2	ALUM ALLOY	4	46	20.9
2463-0003	22"x22"	Square	Hinged	S-K	22.0x22.0	559x559	24.5x24.5	622x622			2.5	0.31	0.9	ALUM	0.2	ALUM ALLOY	4	92	41.7
2423-0002	22"x22"	Square	Lift-Out	A-K	22.0x22.0	559x559	24.5x24.5	622x622	28.5x28.5	724x724	1.6	0.38	0.7	ALUM	0.2	ALUM ALLOY	4	45	20.4
2423-0003	22"x22"	Square	Lift-Out	S-K	22.0x22.0	559x559	24.5x24.5	622x622			2.5	0.31	0.9	ALUM	0.2	ALUM ALLOY	4	92	41.7
2424-0002	24"x24"	Square	Lift-Out	A-K	24.5x24.5	622x622	27.0x27.0	686x686	31.0x31.0	787x787	1.6	0.38	0.7	ALUM	0.28	ALUM ALLOY	4	57	25.9
2424-0003	24"x24"	Square	Lift-Out	S-K	24.5x24.5	622x622	27.0x27.0	686x686			2.5	0.31	0.9	ALUM	0.28	ALUM ALLOY	4	96	43.5

\*DOES NOT INCLUDE HINGE POCKETS

\*\*REQUIRES ESCAPE HANDLE AS STANDARD

Continued on next page



PART NO	SIZE	SHAPE	STYLE	RING	DIMENSIONS										MECHANISM	ASSEMBLY WEIGHT			
					CLEAR OPENING		ROUGH OPENING*		OVERALL			COVER		STD MATERIAL		DOC QTY	LBS	KGS	
					A (in)	A (mm)	B (in)	B (mm)	C (in)	C (mm)	D	E	F						MTRL
2480-0106	24"x24"	Square	Hinged	A-K	24.8x24.8	630x630	27.3x29.2	693x742	31.2x35.2	793x894	1.6	0.38	0.7	D I		DUCT IRON	4	133	60.3
2480-0107	24"x24"	Square	Hinged	S-K	24.8x24.8	630x630	27.3x29.2	693x742						D I		DUCT IRON	4	155	70.3
2464-0002	24"x24"	Square	Hinged	A-K	24.5x24.5	622x622	27.0x27.0	686x686	31.0x31.0	787x787	1.6	0.38	0.7	ALUM	0.28	ALUM ALLOY	4	58	26.3
2464-0003	24"x24"	Square	Hinged	S-K	24.5x24.5	622x622	27.0x27.0	686x686						ALUM	0.28	ALUM ALLOY	4	97	44
2427-0002	27"x27"	Square	Lift-Out	A-K	27.2x27.2	690x690	29.6x29.6	752x752	33.6x33.6	854x854	1.6	0.32	0.8	ALUM	0.35	ALUM ALLOY	4	63	28.6
2427-0003	27"x27"	Square	Lift-Out	S-K	27.2x27.2	690x690	29.6x29.6	750x750						ALUM	0.35	ALUM ALLOY	4	85	38.6
2426-0006	30"x30"	Square	Lift-Out	A-K	30.0x30.0	762x762	32.5x32.5	826x826	36.5x36.5	927x927	1.6	0.25	0.7	ALUM	0.25	ALUM ALLOY	4	75	31
2426-0007	30"x30"	Square	Lift-Out	S-K	30.0x30.0	762x762	32.5x32.5	826x826						ALUM	0.25	ALUM ALLOY	4	113	51.3
2466-0006	30"x30"	Square	Hinged	A-K	30.0x30.0	762x762	32.5x32.5	826x826	36.5x36.5	927x927	1.6	0.25	0.7	ALUM	0.25	ALUM ALLOY	4	78	35.4
2466-0007	30"x30"	Square	Hinged	S-K	30.0x30.0	762x762	32.5x32.5	826x826						ALUM	0.25	ALUM ALLOY	4	114	51.7
2428-0002 0001**	36"x36"	Square	Lift-Out	A-K	36.0x36.0	914x914	39.3x39.3	998x998	42.0x42.0	1067x1067	2.5	0.31	0.9	ALUM	0.38	ALUM ALLOY	8	104	48
2428-0003 0001**	36"x36"	Square	Lift-Out	S-K	36.0x36.0	914x914	39.3x39.3	998x998						ALUM	0.38	ALUM ALLOY	8	134	60.8
2468-0002 0001**	36"x36"	Square	Hinged	A-K	36.0x36.0	914x914	39.3x39.3	998x998	42.0x42.0	1067x1067	2.5	0.31	0.9	ALUM	0.38	ALUM ALLOY	8	119	54
2468-0003 0001**	36"x36"	Square	Hinged	S-K	36.0x36.0	914x914	39.3x39.3	998x998						ALUM	0.38	ALUM ALLOY	8	149	67.6

\*DOES NOT INCLUDE HINGE POCKETS    \*\*REQUIRES ESCAPE HANDLE AS STANDARD

**Freeman Marine Equipment**  
**WE HAVE YOU COVERED.**



ISO 9001:2008