



FREEMAN MARINE custom fabricated lens panel hatches offer a wide range of options to meet virtually any specification. Individual dogs feature roller bearing cam followers for easy closure. External bi-squares may be ordered for exterior dogging. Custom shapes and sizes may be ordered with either flush or proud coamings. Camber and sheer requirements to match deck profiles can be crafted into hatches. Flush with deck or teak overlay surface hinges are specified for flush hatches. Proud coaming hatches use robust cast hinges. Panels and coamings can be specified with custom alignment for teak overlaying by installation yard or builder.



Left and below,  
Lens hatches,  
Flush



Below, Lens hatches, Proud / raised



#### PREMIUM DUTY LENS HATCH DESIGN FEATURES

- Custom Shaped and Sized to Client Specifications
- Camber and Sheer to Match Decks (avail)
- Acrylic or Tempered Glass Lens, various tints
- Precision Machined Frame, robust coaming
- Knife-edge Sealing Method
- Wide Gasket for Aggressive, Tight Sealing
- Flush with Deck or Raised Coamings
- Bolt-in and Weld-in Coamings
- Cast, Precision Machined Handles, wide selection of styles and finishes
- Stainless Steel Surface Hinges with Removable Cover Plates
- Gas Spring Assist for Easy Lift and Closure
- Custom Drain Locations
- Teak Overlay Prep (avail)
- Yacht-quality Painted Finish
- External Bi-square Opening (avail)
- Stainless Steel Shafts and Fasteners
- Cast Dogs with Roller Bearing Cam Followers
- Glass Filled Striker Wedges



Main cabin ventilation, Open



Deep gutter, Flush deck installation, Open



Four lever handles, Polished




Installed interior view



Two lever handles, Polished



Individual dogs, Three blind, One with bi-square



Installed flush with teak, Surface hinges, Interior handles only



Installed in forward deck, Flush with teak

Lever handle, On deep Gutter




Handle, Low profile with roller bearing




Deep gutter, Flush with coaming, Bolt-in to finished deck



Deep gutter, Raised for teak, Side mounted Drain



Four dogs, Exterior bi-squares



Proud coaming, Interior



Proud coaming, Exterior

Drain side, 3000 Series hatch



Ladderwell hatch, Proud coaming, Open, Interior




Ladderwell hatch, Proud coaming, Open, Exterior



Deep gutter, Flush deck Installation, Closed

Drain side, Screw-in stainless barbed fitting, 3000 Series hatch



Ladderwell hatch, Proud coaming, Side view

Drain bottom, 3000 Series hatch

