

Plumbing




Part No 20001
Expansion Tank Horizontal 3/4"
Connections

ITR makes a variety of Expansion Tanks. These are constructed of copper, in 4" and 6" diameters with 7.5 PSI pressure caps and mounting brackets. The 6" tanks can be ordered with 3/4" or 1.5" connections. All systems should be designed to use the largest expansion tank possible. ITR also carries high quality plastic overflow bottles in 2 qt. and 4 qt. sizes



Part No. 20030
2 Quart Overflow Bottle

ITR carries two sizes of overflow bottle, the 2 quart model shown here and a 4 quart model. These are heavy-duty parts and are the only approved overflow bottle for ITR systems.




Part No. 2266
.75" In-Line Air Bleeder

The in -line air bleeder is used facilitate removal of trapped air in the system. At least one bleeder should be used in each plumbing loop.


Many of the parts in the parts and accessories section have several different configurations, the part shown is an example of the overall configuration. Please go to the price list for information on the other configurations available for the part you need.

Heat Exchangers & Exhaust Accessories




Part No. 5130 **Heat Exchanger WP-1-20**

ITR carries three very efficient flat plate SS heat exchangers that fit a variety of applications. The 5130 exchanger has 20 plates and is extremely efficient at high heat loads. It is suitable for use as an engine heat exchanger or for on-demand hot water. Since the 5130 and 5132 heat exchangers are single wall when used for potable water support the system must be filled with non-toxic coolant (usually labeled "GRAS"). ITR offers a double-wall heat exchanger, P/N 5142, which can be used with toxic coolant types in domestic water applications.



Part No. 13008 **Muffler 1.5" SS**

ITR's unique burner technology allows the use of mufflers to further quiet the heater exhaust. These mufflers come in 1.5" and 2" diameters, in 12" and 18" lengths. They are made of Stainless Steel and are the only mufflers approved for use with ITR systems. ITR strongly encourages the use of the longest muffler compatible with the heater model.



Part No. 5133 **Exhaust Pipe 1.5" Flexible**

ITR offers flexible 316 Stainless Steel exhaust pipe in 1.5" and 2" ID. This is the easiest exhaust to install. It should be installed in such a way that yearly inspection is possible.

Many of the parts in the parts and accessories section have several different configurations, the part shown is an example of the overall configuration. Please go to the price list for information on the other configurations available for the part you need.

Exhaust Accessories



Part No. 5135
Exhaust Heat Sleeve 1.5"

We have a variety of exhaust insulation materials, designed as socks or wraps and sized to fit the 1.5" and 2.0" exhaust pipe. ITR can also provide custom built exhaust cladding by special order.



Part No. 2322
1.5" Elbow with 2 Flanges SS

ITR provides several 2.0" and 2.5" radius exhaust elbows in 1.5" and 2" ID in Stainless Steel and mild steel. They are available with no flange, one flange and 2 flanges. We also have sealant and T-bolt clamps to secure and seal the exhaust components.



Part No. 5158
Combination Exhaust Through-hull 1.5"

ITR makes combination exhaust through-hulls in a number of configurations for both 1.5" and 2" exhausts. These units combine the 2" combustion air intake with the exhaust outlet. Care must be taken to use these fittings only if the fitting can be completely protected from water ingestion. The 1.5" fittings require a 3" mounting hole and the 2" fittings require a 3.5" mounting hole. They are made of 316 SS.

Many of the parts in the parts and accessories section have several different configurations, the part shown is an example of the overall configuration. Please go to the price list for information on the other configurations available for the part you need.

Exhaust & Thermostats



Part No. 5173
15° Exhaust Only Through Hull

This item can be used for both power and sail applications. In power applications, the angle of the through-hull allows a rise to be designed into the exhaust installation. In sail applications the exhaust can be mounted on a reverse transom at a correct angle. The part is made of 316 SS and is available for 1.5" and 2" exhausts. Both sizes require a 2.5" mounting hole and come with gaskets for heat protection.



Part No. 5139
Exhaust Through-Hull Plug 1.5" SS

The through hull plug is designed to be used for our combination exhaust fittings and should be included in every system kit. The combination exhaust fittings incorporate an intake and exhaust in the same fitting and are vulnerable to water ingestion in high sea conditions.



Part No. 20012
Standard Thermostat

This thermostat can be used for any system installation. The range is from 50° F to 90° F and can be turned off by moving the control lever all the way to the left. Available only in white.

Many of the parts in the parts and accessories section have several different configurations, the part shown is an example of the overall configuration. Please go to the price list for information on the other configurations available for the part you need.

Thermostats & Switches



Part No. 20024
Digital Zone Thermostat

This thermostat can be used for any system installation. The temperature control range is from 40° F to 90° F and can be set for Centigrade or Fahrenheit. It is powered by 2 included AA batteries and has numerous settings to match any installation requirements.



Part No. 2122
LCD Remote Heater Control

This control is standard with the H2 and H2L heaters, optional with the SCH heater. It features an on/off switch for enabling the heater function and a scrolling LCD display that shows the heater status.



Part No. 2010
LED Remote Heater Control

This control is standard with the SCH heater. It features an on/off switch for enabling the heater function and a single digit/symbol display that shows the heater status.

Many of the parts in the parts and accessories section have several different configurations, the part shown is an example of the overall configuration. Please go to the price list for information on the other configurations available for the part you need.

Switches



Part No. 5264 **Multi-Function Control Panel**

This component features switches that control Cabin Fan speed, Domestic Water function and Engine Heat function. It can be used with any ITR heating system.



Part No. 5309 **Hi/Low Fan Speed Switch**

This switch allows speed control for up to three Cabin Fans (except the defroster fans). The high output fan requires a two fan speed switch. The switches also have an off position.



Part No. 5312 **3-Speed Defroster Fan Switch**

This switch is the speed control for the 3-speed defroster fans.

Many of the parts in the parts and accessories section have several different configurations, the part shown is an example of the overall configuration. Please go to the price list for information on the other configurations available for the part you need.

Maintenance Parts



Part No. 18001
Fuel Regulator

This part is used in all ITR powered systems. It is not normally repairable and should be replaced if found to be defective.



Part No. 14017
Fuel Nozzle


The fuel nozzle is sized specifically for the heater BTU output. Please refer to the price list for the part number of the nozzle required for your specific heater. ITR recommends a spare nozzle be included in the system parts kit.



Part No. 19059
Fuel Solenoid

The fuel solenoid is used in all ITR powered systems.

Many of the parts in the parts and accessories section have several different configurations, the part shown is an example of the overall configuration. Please go to the price list for information on the other configurations available for the part you need.



Part No. 9002
Igniter

The igniter is used in all ITR powered systems. ITR recommends a spare igniter be included in the system parts kit.



Part No. 16015
Fuel Pump

The ITR fuel pump is an electronic pump that is designed for continuous use. The pump is used in all ITR powered system and retrofit kits are available to replace the old style Walbro fuel pump with this more reliable model.



Part No. 6017
Fuel Filter

The recommended filter has a 10 micron cartridge and is easily changed. The filter comes with a mounting bracket and hose barb fittings.

Many of the parts in the parts and accessories section have several different configurations, the part shown is an example of the overall configuration. Please go to the price list for information on the other configurations available for the part you need.




Part No. 3019
Air Compressor SCH, H2, H2L, HWH

This is the standard compressor used in all ITR heaters. There are configuration changes specific to each heater model. Please consult the price list for application-specific part numbers.



Part No. 2011
V-2001 Digital Control Board

The 2001 board is the standard control board used in all current Hurricane heaters.



Part No. 20106
Digital Flame Sensor

The 20106 flames sensor is used in all ITR powered heaters.

Many of the parts in the parts and accessories section have several different configurations, the part shown is an example of the overall configuration. Please go to the price list for information on the other configurations available for the part you need.



Part No. 45026
Combustion Fan Assembly H2, H2L

The combustion fan assembly is used in all ITR powered heaters. There are configuration changes specific to each heater model. Please consult the price list for application-specific part numbers.



Part No. 2232
Counterflow Tube

The combustion tube is constructed of 310 Hi-Temp Stainless Steel and is used through-out the ITR powered heater line.

Many of the parts in the parts and accessories section have several different configurations, the part shown is an example of the overall configuration. Please go to the price list for information on the other configurations available for the part you need.